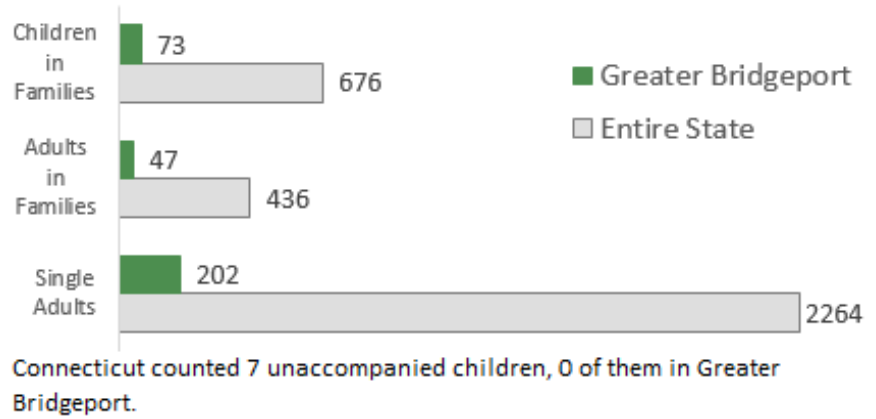


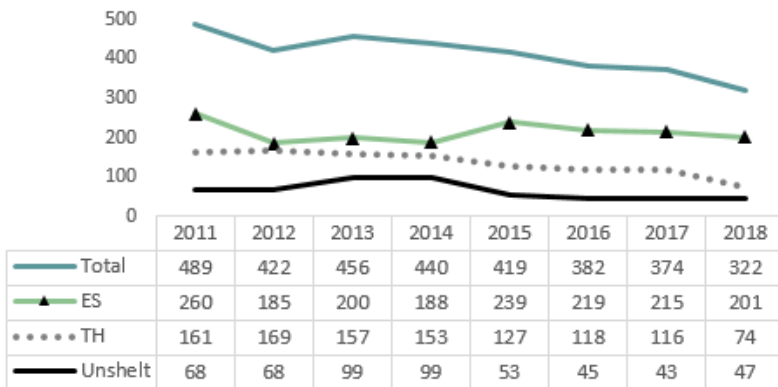
# CT Point-in-Time Count 2018 - Bridgeport

## People Experiencing Homelessness: Sheltered and Unsheltered

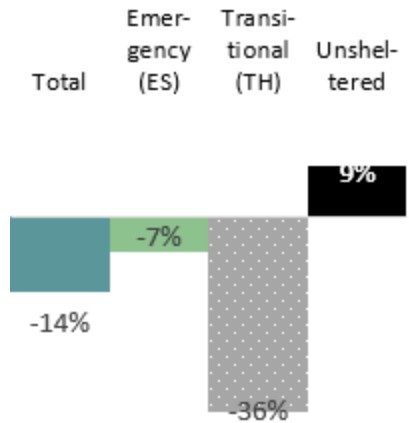
On the night of January 23, Bridgeport counted **322** people experiencing homelessness, **73** of them children



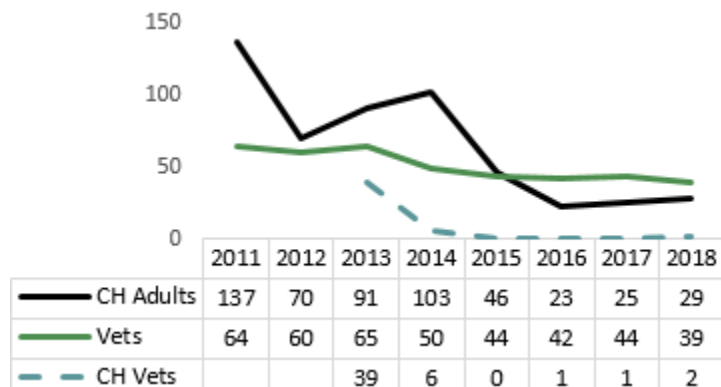
## Changes in Bridgeport PIT Numbers



## % Change 2017 to 2018



## Chronicity and Veteran Status

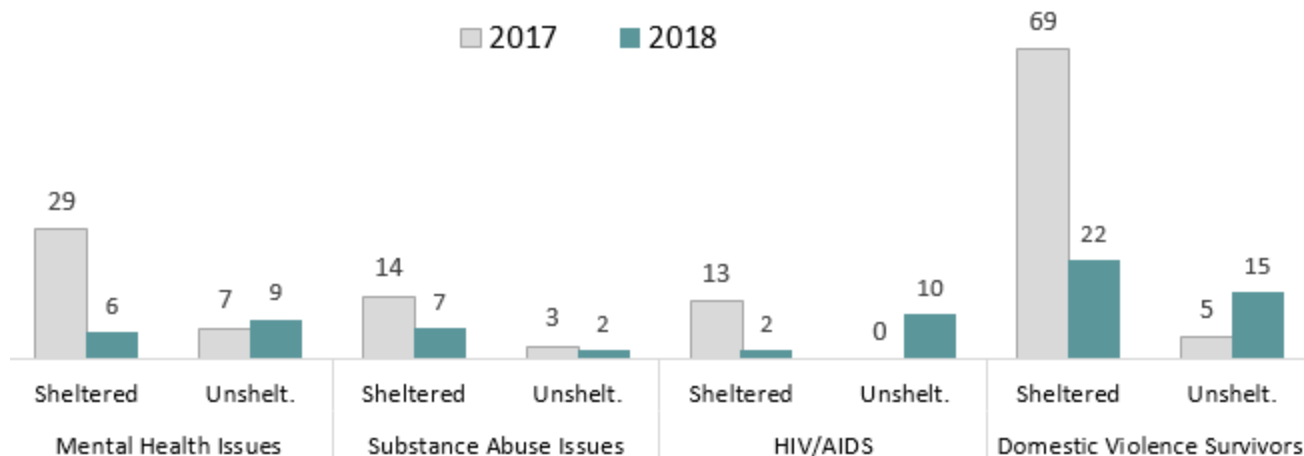


**2018 CT Youth Count!**  
 Youth are significantly under-counted in the Point-in-Time Count. A Youth Count was held separate from, but in conjunction with, the PIT Count. An estimated **5,054** youth under age 25 reported being homeless or unstably housed on the night of January 23 in Connecticut.

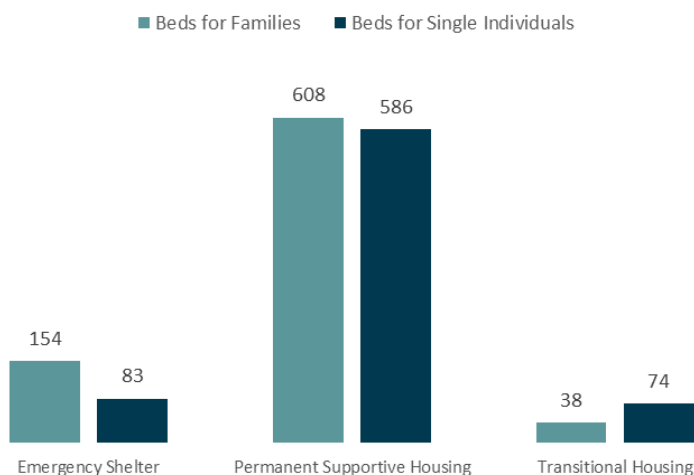
## Health and Safety

CT PIT collects data on a number of common service needs that are shared by a large proportion of individuals facing homelessness. By using this information about health and safety needs, more targeted interventions that allow a focus on well-being in addition to housing can be developed.

### Homeless Adults in Bridgeport with Health or Safety Issues



## Housing Inventory in Bridgeport by Program and Household Type



## What is CCEH?

The Connecticut Coalition to End Homelessness, in partnership with members and communities throughout the state, creates change through leadership, advocacy, and building the capacity of members and the field to respond to environmental challenges. Our collective mission is to prevent and end homelessness in Connecticut.

Please visit [cceh.org](http://cceh.org) for more information about *CT PIT 2018*.

