



CT Point-in-Time Count 2017 - Waterbury

People Experiencing Homelessness: Sheltered and Unsheltered

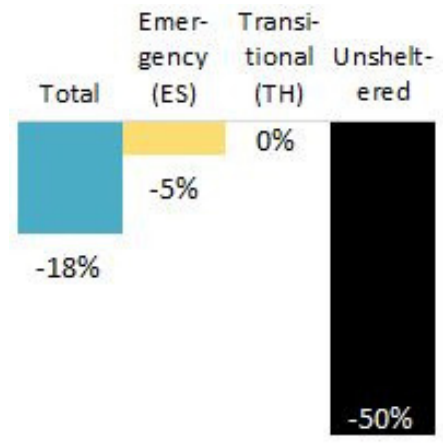
On the night of January 24, Waterbury counted **168** people experiencing homelessness, **21** of them children



Changes in Waterbury PIT Numbers

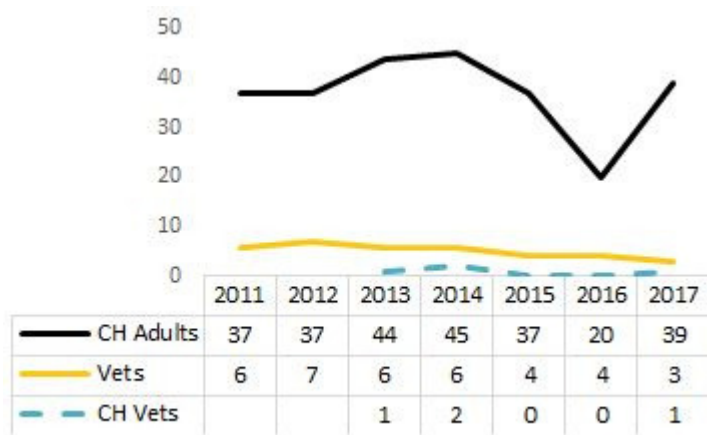


% Change 2016 to 2017



	2011	2012	2013	2014	2015	2016	2017
— Total	184	164	179	170	201	204	168
▲ ES	151	131	128	119	145	148	140
..... TH	0	0	0	0	0	0	0
— Unshelt	33	33	51	51	56	56	28

Chronicity and Veteran Status

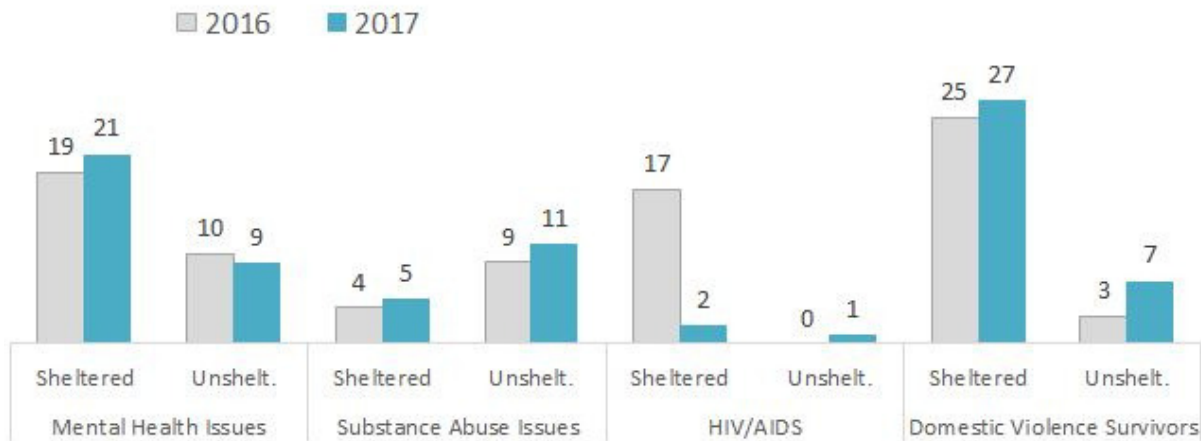


2017 CT Youth Count!
 Youth are significantly under-counted in the Point-in-Time Count. A Youth Count was held separate from, but in conjunction with, the PIT Count. An estimated **4,396** youth under age 25 reported being homeless or unstably housed on the night of January 24 in Connecticut.

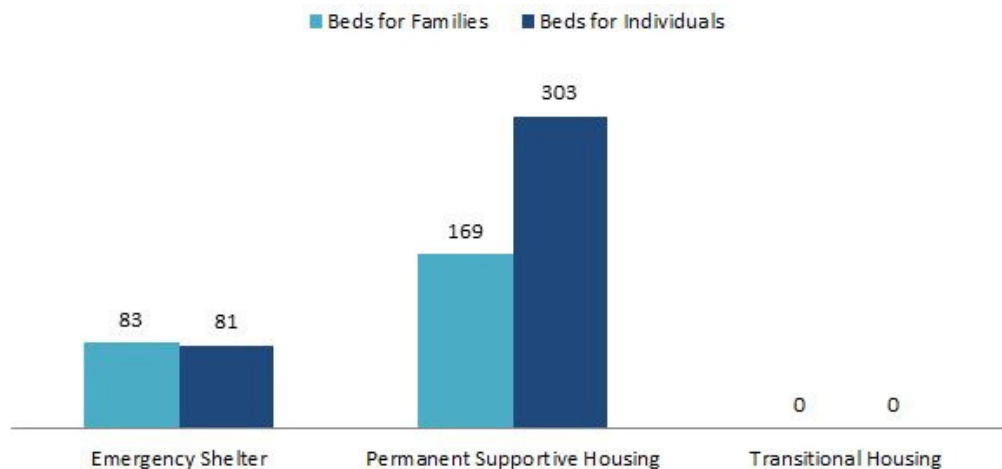
Health and Safety

CT PIT collects data on a number of common service needs that are shared by a large proportion of individuals facing homelessness. By using this information about health and safety needs, more targeted interventions that allow a focus on well-being in addition to housing can be developed.

Homeless Adults in Waterbury with Health or Safety Issues



Housing Inventory in Waterbury by Program and Household Type



What is CCEH?

The Connecticut Coalition to End Homelessness, in partnership with members and communities throughout the state, creates change through leadership, advocacy, and building the capacity of members and the field to respond to environmental challenges. Our collective mission is to prevent and end homelessness in Connecticut.

Please visit cceh.org for more information about *CT PIT 2017*.

