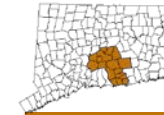


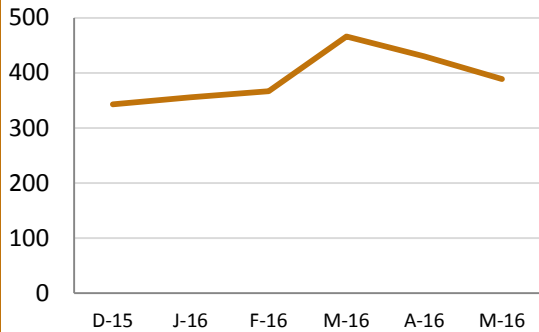
Meriden, Middletown, Wallingford Coordinated Entry Report



May-2016

Number of Calls to 211

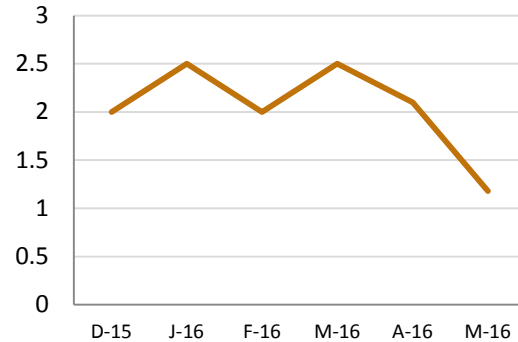
Total Calls This Month:	389
Total Calls Last Month:	430
Last 6 Months Average:	392



Data Source: 211

211 Call Wait Times (in Minutes)

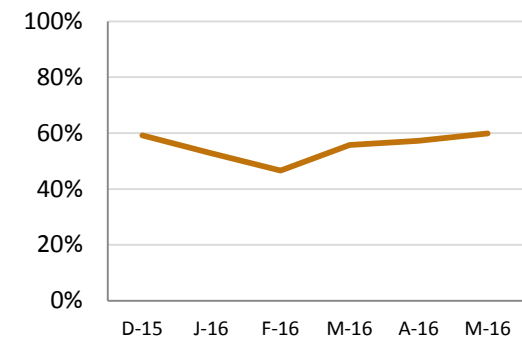
Average This Month:	1.18
Average Last Month:	2.1
Last 6 Months Average:	2
Longest Call Wait Time This Month:	20



Data Source: 211

Percent Diverted by 211

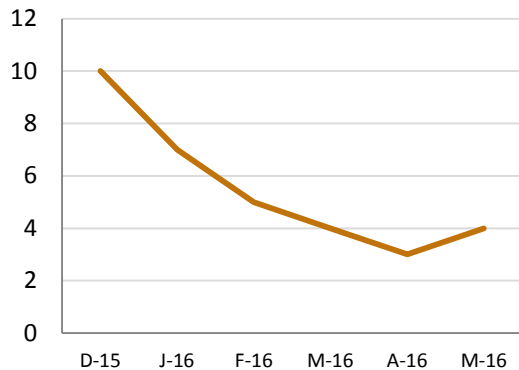
This Month:	60%
Last Month:	57%
Last 6 Months Average:	55%



Data Source: 211 and CT HMIS

211 to CAN Appointment Wait Time (in Days)

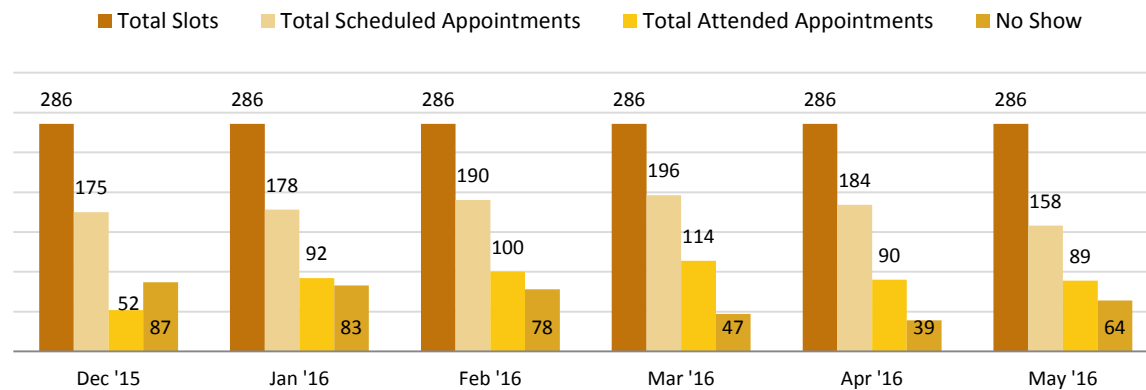
Average Days This Month:	4
Average Days Last Month:	3
Last 6 Months Average:	6



Data Source: CT HMIS

Appointment Capacity

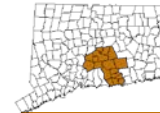
Total Number of Appointment Slots:	286	Total Number of No Shows:	64
Total Number of Scheduled Appointments:	158	Percent of Appointment Capacity Filled:	55%
Total Number of Attended Appointments:	89	Percent of Appointments Attended:	56%



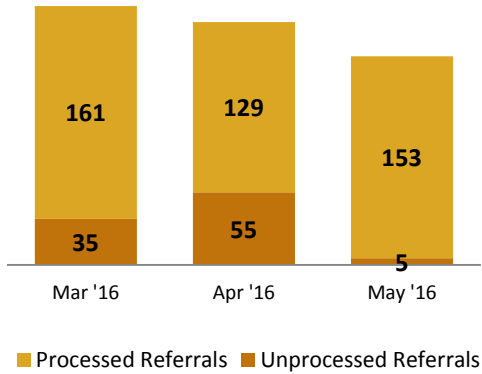
Data Source: CT HMIS

Meriden, Middletown, Wallingford Coordinated Entry Report

May-2016

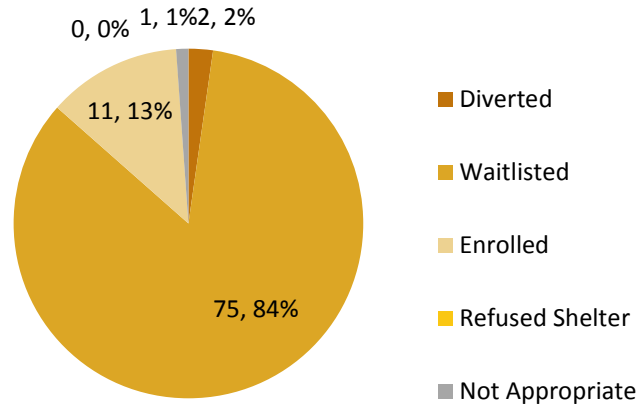


Referral Data Completeness Last Three Months



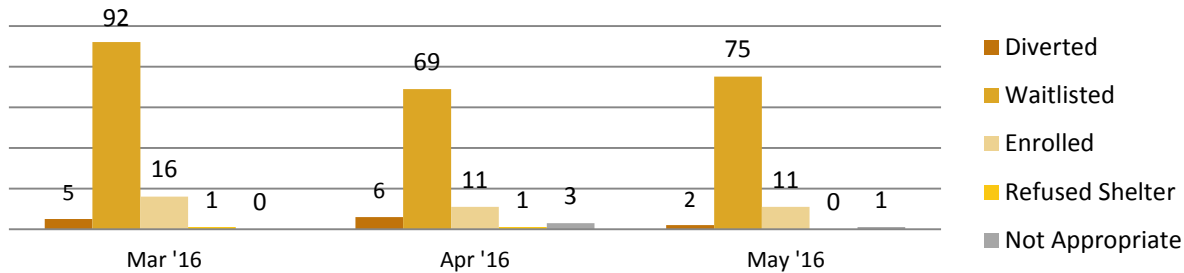
Data Source: CT HMIS

Outcomes of Attended Appointments May 2016



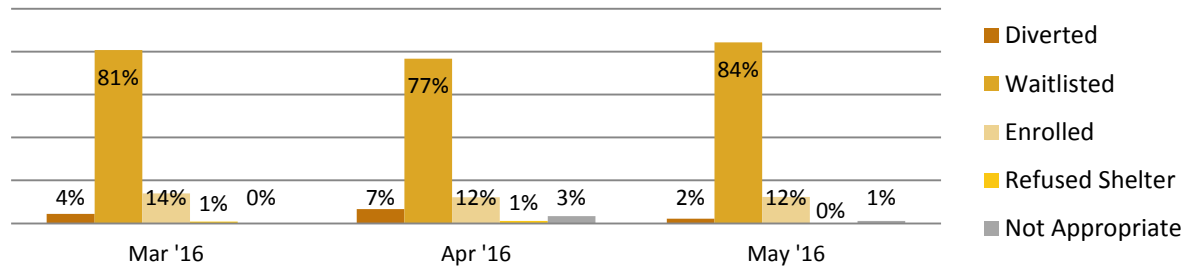
Data Source: CT HMIS

Last Three Months - By Number



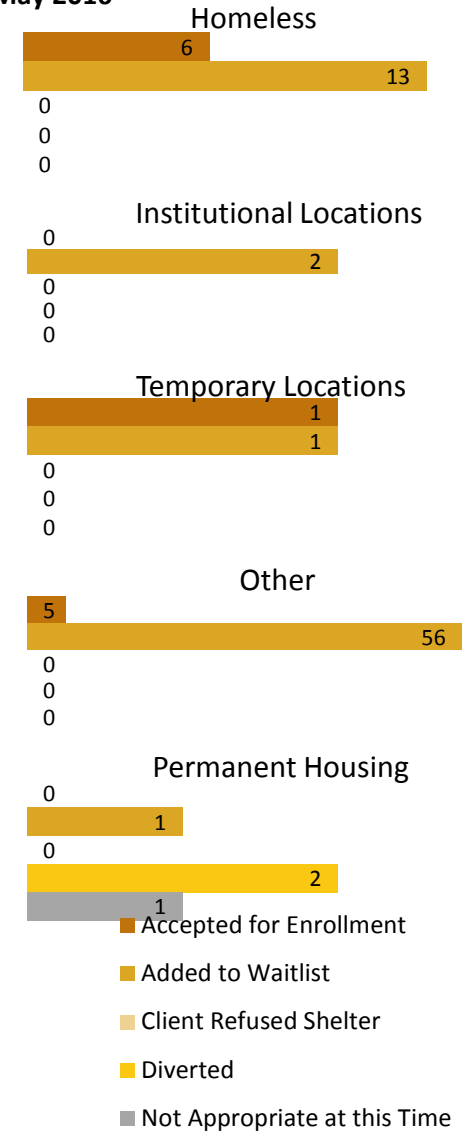
Data Source: CT HMIS

Last Three Months - By Percentage



Data Source: CT HMIS

Appointment Outcome By Living Situation May 2016



Data Source: CT HMIS