

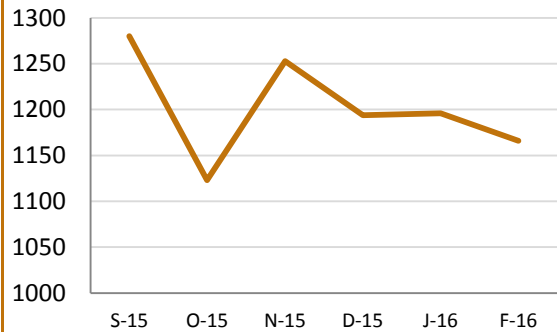
# Fairfield County Coordinated Entry Report



February-2016

## Number of Calls to 211

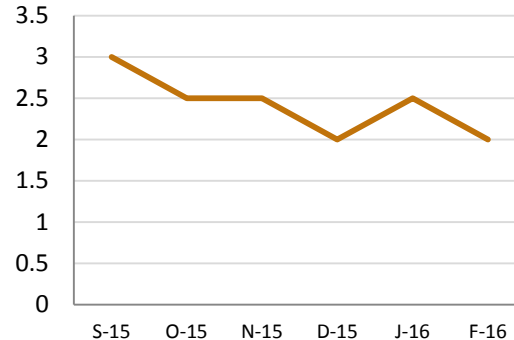
Total Calls This Month:	1,166
Total Calls Last Month:	1,196
Last 6 Months Average:	1,202



Data Source: 211

## 211 Call Wait Times (in Minutes)

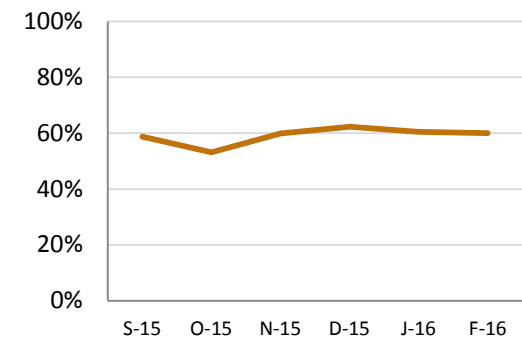
Average This Month:	2
Average Last Month:	2.5
Last 6 Months Average:	2
Longest Call Wait Time This Month:	10



Data Source: 211

## Percent Diverted by 211

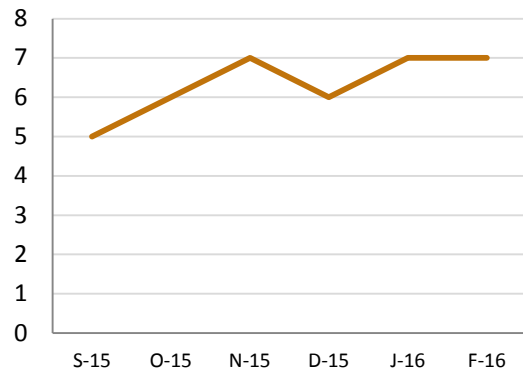
This Month:	60%
Last Month:	60%
Last 6 Months Average:	59%



Data Source: 211 and CT HMIS

## 211 to CAN Appointment Wait Time (in Days)

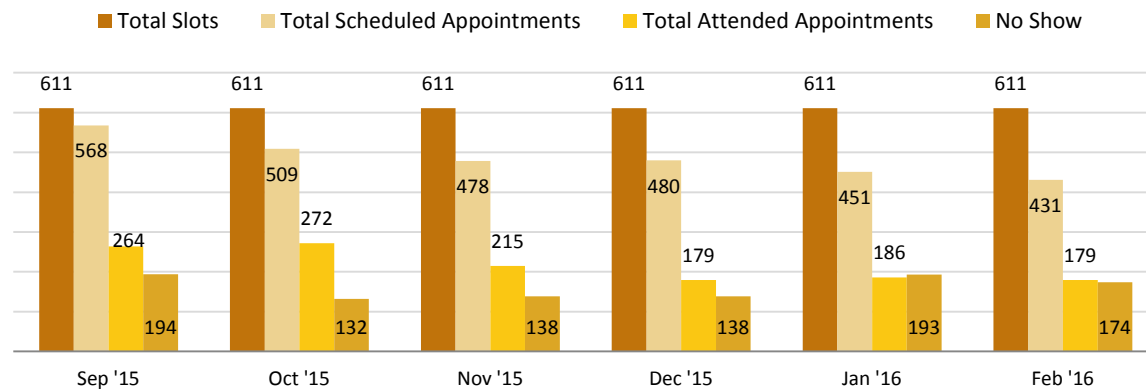
Average Days This Month:	7
Average Days Last Month:	7
Last 6 Months Average:	6



Data Source: CT HMIS

## Appointment Capacity

Total Number of Appointment Slots:	611	Total Number of No Shows:	174
Total Number of Scheduled Appointments:	431	Percent of Appointment Capacity Filled:	71%
Total Number of Attended Appointments:	179	Percent of Appointments Attended:	42%



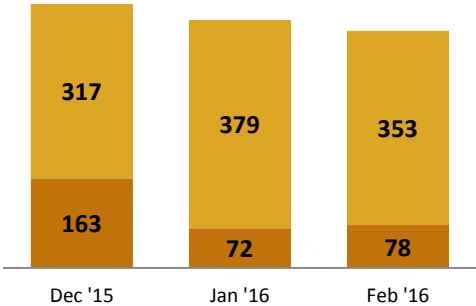
Data Source: CT HMIS

# Fairfield County Coordinated Entry Report

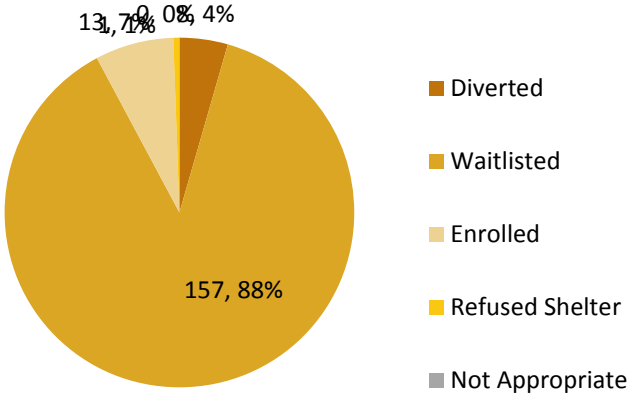


February-2016

## Referral Data Completeness Last Three Months



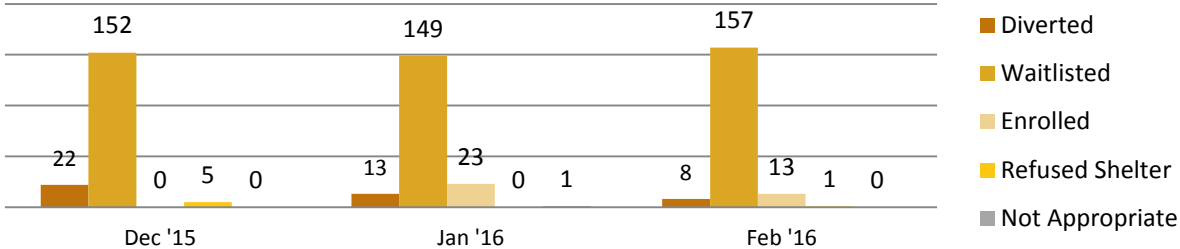
## Outcomes of Attended Appointments February 2016



Data Source: CT HMIS

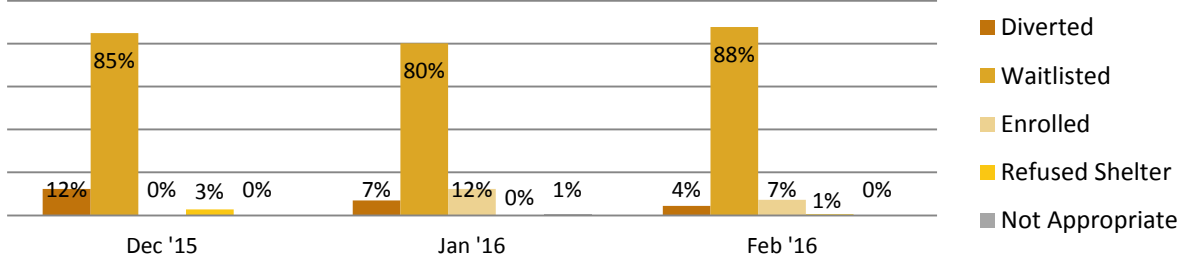
Data Source: CT HMIS

## Last Three Months - By Number



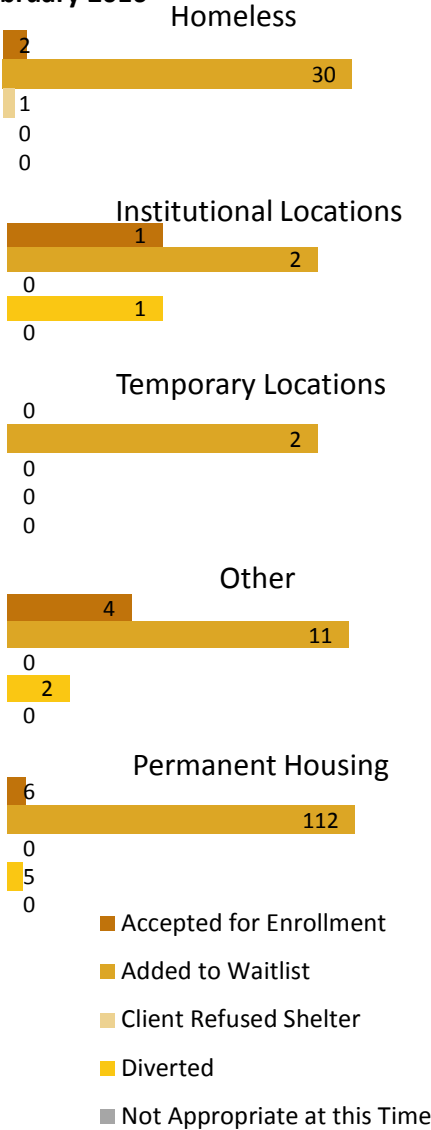
Data Source: CT HMIS

## Last Three Months - By Percentage



Data Source: CT HMIS

## Appointment Outcome By Living Situation February 2016



Data Source: CT HMIS