

Installing the *We Count* App on Android

For any Android tablet or smartphone:

The app will not be available directly from the Google Play store, and will need to be loaded differently than users are accustomed to:

1. Open settings and navigate to your security settings.
2. Turn on the “Unknown Sources”
3. Press OK on the warning page which will say:

Installing from unknown sources may be harmful to your device and your personal data. By tapping OK, you agree that you are solely responsible for any damage to your device or loss of data that may result using these applications

We assure you, there is nothing in the app that will be harmful to you and your device. After the installation of the app, you can return to this menu and turn this off.

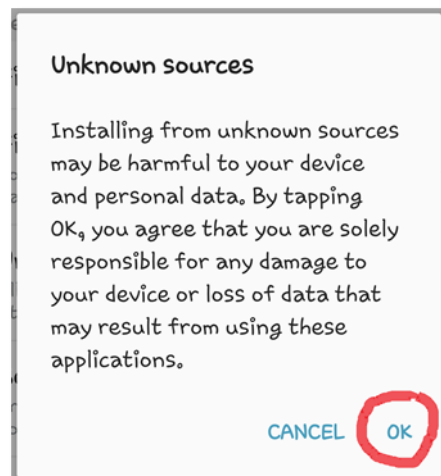
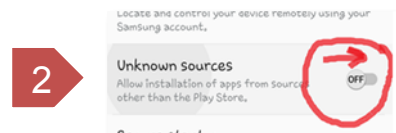
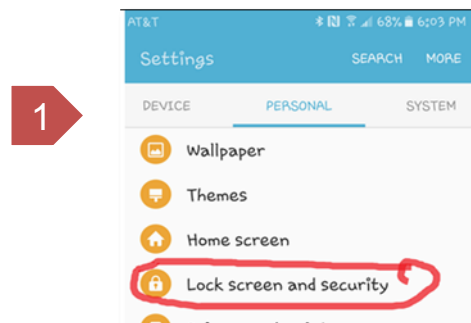
4. Next, you will need to download the APK file from www.cceh.org/app.

Navigate to the Android Installation section.

Click on the APK file.

What is an APK file? It is the format used by the Android operating system for distribution and installation of mobile apps.

4. When prompted to install, do so. The “We Count” app will now be installed on your device!



If you are still having trouble installing the application, please email **Brian Roccapriore** at broccapriore@cceh.org or call 860-721-7876.