

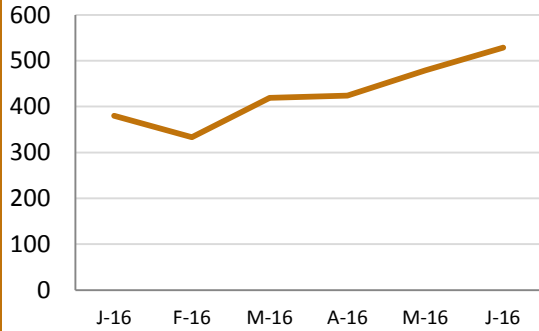
Central CT Coordinated Entry Report



June-2016

Number of Calls to 211

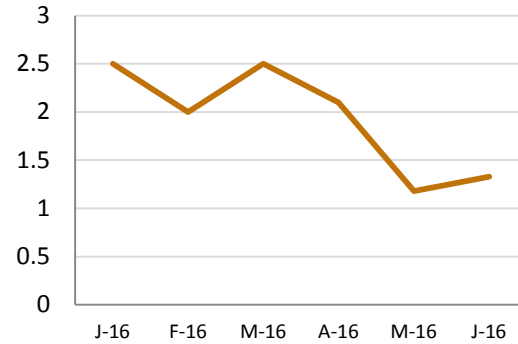
Total Calls This Month:	529
Total Calls Last Month:	479
Last 6 Months Average:	427



Data Source: 211

211 Call Wait Times (in Minutes)

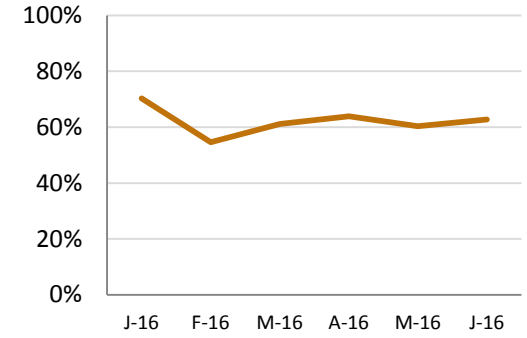
Average This Month:	1.33
Average Last Month:	1.18
Last 6 Months Average:	2
Longest Call Wait Time This Month:	14



Data Source: 211

Percent Diverted by 211

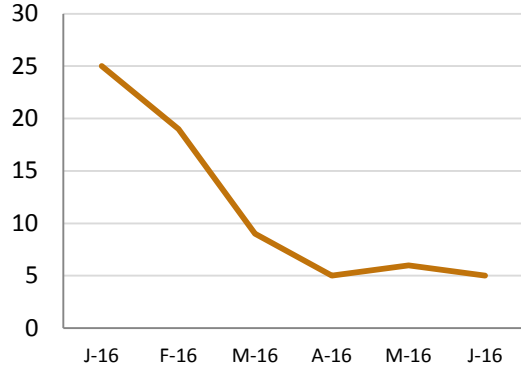
This Month:	63%
Last Month:	60%
Last 6 Months Average:	62%



Data Source: 211 and CT HMIS

211 to CAN Appointment Wait Time (in Days)

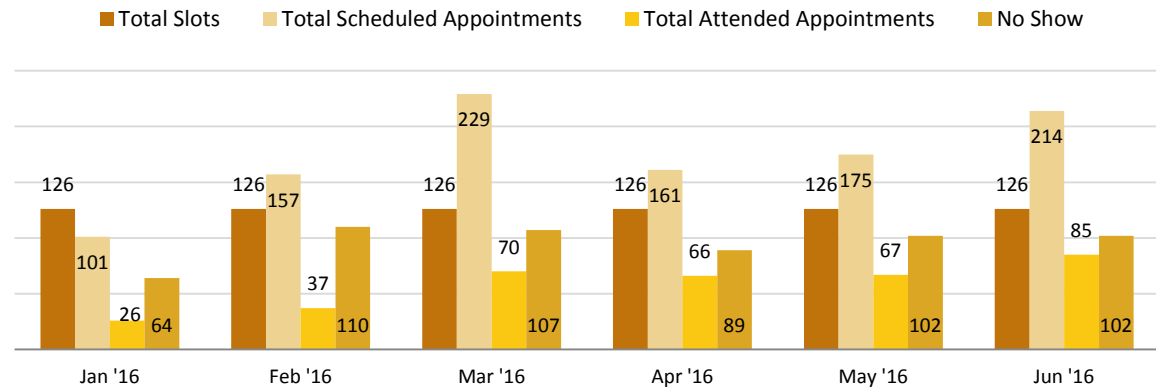
Average Days This Month:	5
Average Days Last Month:	6
Last 6 Months Average:	12



Data Source: CT HMIS

Appointment Capacity

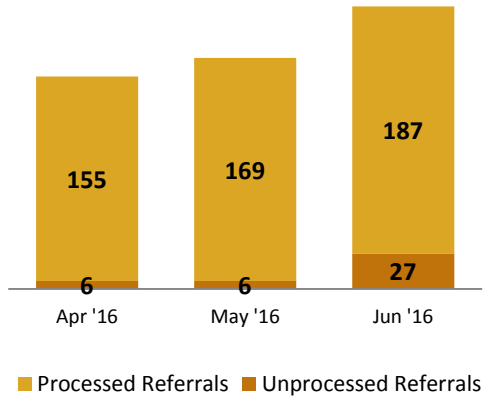
Total Number of Appointment Slots:	126	Total Number of No Shows:	102
Total Number of Scheduled Appointments:	214	Percent of Appointment Capacity Filled:	170%
Total Number of Attended Appointments:	85	Percent of Appointments Attended:	40%



Data Source: CT HMIS

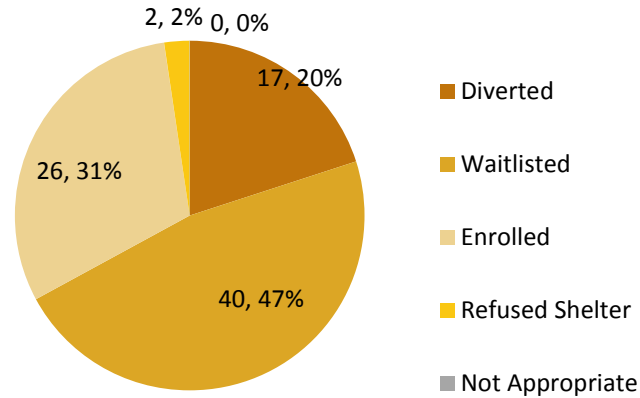


Referral Data Completeness Last Three Months



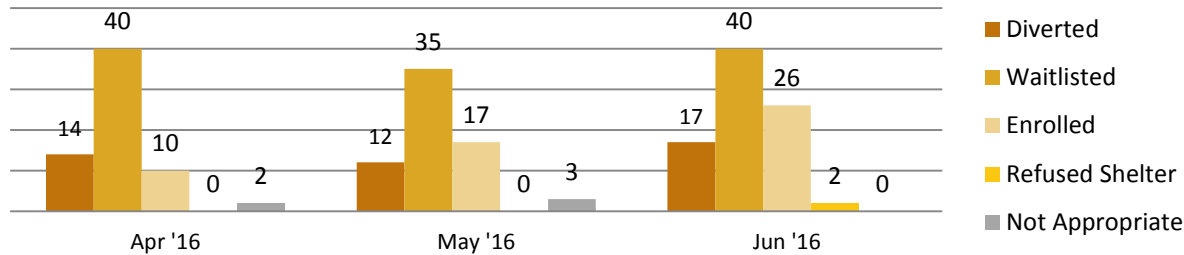
Data Source: CT HMIS

Outcomes of Attended Appointments June 2016



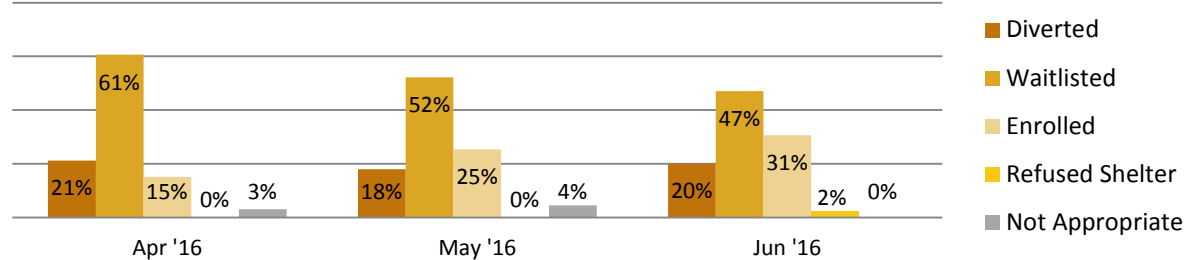
Data Source: CT HMIS

Last Three Months - By Number



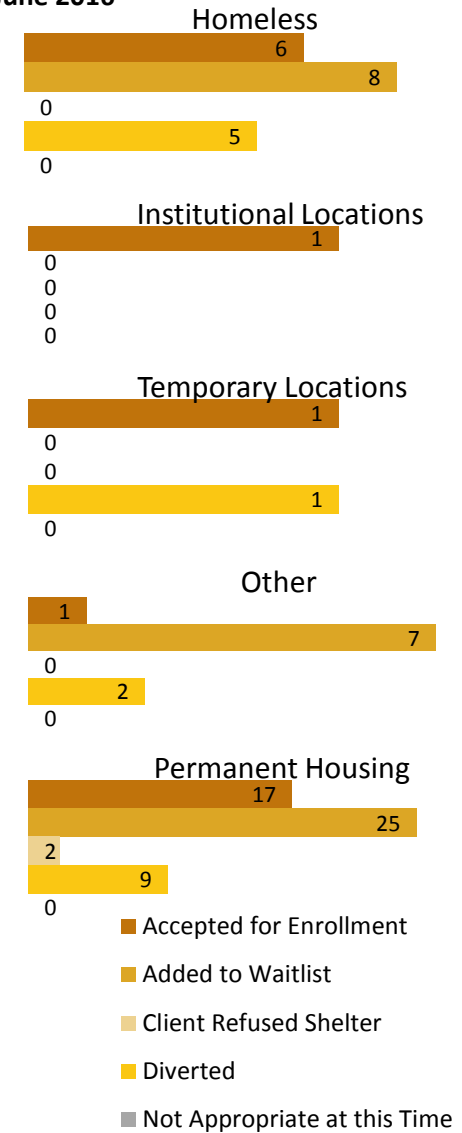
Data Source: CT HMIS

Last Three Months - By Percentage



Data Source: CT HMIS

Appointment Outcome By Living Situation June 2016



Data Source: CT HMIS