

## Homelessness Exists in Every Community Across our State

Homelessness is an unacceptable and expensive problem: it takes too great a toll on human lives and on our public systems (emergency services, schools, hospitals).

3,904

People experienced homelessness in Congressional District 1

12,918

People experienced homelessness across Connecticut in 2014

Homelessness Management Information System, FFY14 Annual Data  
\*Number of Chronic Adults is an estimate of the District's Zero: 2016 housing placement target; housing placement targets and district proportions based on FFY14 annual HMIS data.



258 Veterans



287 Families



370 Youth (18-24 yrs)



468 Children (<18 yrs)



382 Chronically homeless adults\*

## Housing Works: Invest in Solutions



Permanent Supportive Housing (housing+services) cuts system costs by **40%**  
**95%** of rapidly re-housed families do not return to shelter within 3 years

## Federal Policy Priorities

- End Chronic Homelessness by 2016, Family and Youth Homelessness by 2022**  
Provide \$2.480 billion in FY 2016 for HUD's McKinney-Vento Homeless Assistance Grants program to maintain Emergency Solution Grant (ESG) activities, Continuum of Care (CoC) program capacity, and provide \$40 million in funding for initiatives to end homelessness among youth. This funding level is necessary to end chronic homelessness by the end of 2016 and would provide substantial resources to end family and youth homelessness by 2022.
- End Veteran Homelessness by 2015**  
Provide \$1.6 billion in FY 2016 for VA's targeted homeless Veteran programs, including \$500 million for Supportive Services for Veteran Families (SSVF) program.
- Address Youth Homelessness**  
Provide \$165 million in funding for the U.S. Dept. of Health and Human Services's Runaway and Homeless Youth Act in FY 2016 to expand the capacity to house youth experiencing homelessness and include important protections for LGBT youth experiencing homelessness.
- Increase Funding for Section 8 Housing Vouchers in FY 2016**  
Provide sufficient funding to address all Section 8 Housing Vouchers in use and provide \$512 million to restore the 67,000 vouchers lost due to sequestration, including vouchers for populations experiencing homelessness.

## Statewide Successes in Ending Homelessness

- **CT Point-in-Time Count shows 10% decline in homelessness since 2013: 4,038 total individuals counted for 2015, the lowest count in CT since the statewide PIT began in 2007.** Unsheltered homelessness down by 32%; the number of chronically homeless in shelters dropped by nearly 30% since 2014.
- **Connecticut is the only state in the Zero: 2016 national campaign on track to end Veteran homelessness by the end of 2015 and chronic homelessness by the end of 2016.** Since January, CT providers have surpassed monthly housing placement goals, housing more than 400 Veterans and 250 individuals experiencing chronic homelessness.
- **Connecticut conducts its first ever statewide homeless youth count and develops an innovative statewide plan to end homelessness for youth.** The CT Youth Count indicates as many as 3,000 youth are experiencing homelessness or housing instability in Connecticut over the course of a year. The Reaching Home Youth Workgroup released the Opening Doors for Youth Plan focused on creating better tools to identify, screen, and provide services and housing support to youth experiencing homelessness.

## Homelessness in Connecticut's Congressional Districts

### District 1

3,904 Individuals

- 287 Families
- 468 Children
- 370 Youth
- 382 Chronic Adults\*
- 258 Veterans

### District 2

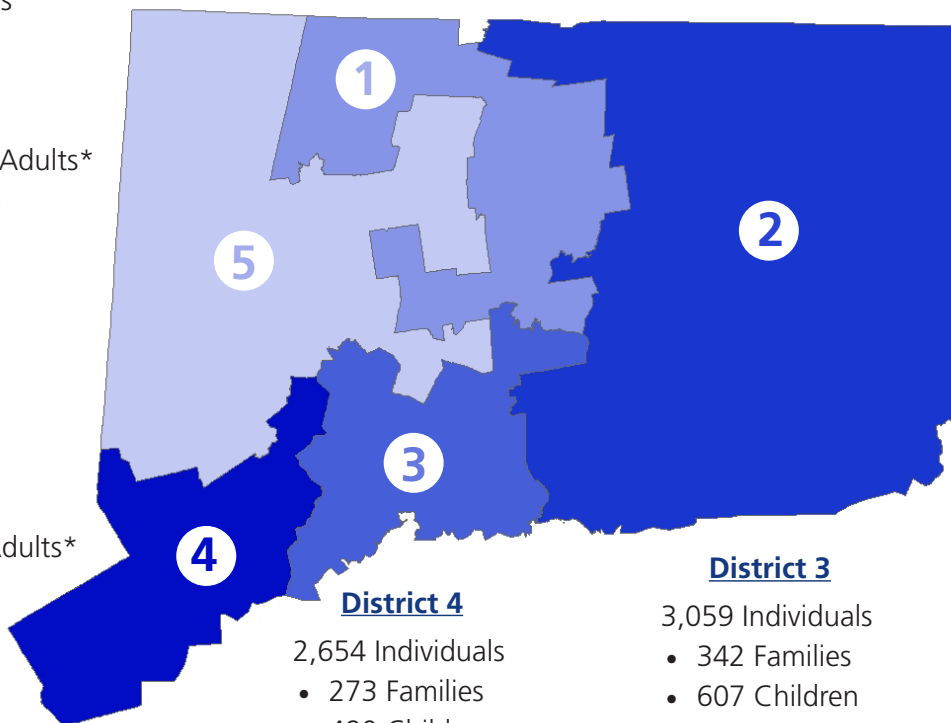
1,524 Individuals

- 173 Families
- 279 Children
- 185 Youth
- 110 Chronic Adults\*
- 84 Veterans

### District 5

1,777 Individuals

- 184 Families
- 291 Children
- 181 Youth
- 148 Chronic Adults\*
- 106 Veterans



### District 4

2,654 Individuals

- 273 Families
- 490 Children
- 215 Youth
- 241 Chronic Adults\*
- 182 Veterans

### District 3

3,059 Individuals

- 342 Families
- 607 Children
- 262 Youth
- 213 Chronic Adults\*
- 246 Veterans

Homelessness Management Information System, FFY14 annual data;

\*Number of Chronic Adults is an estimate of each District's Zero: 2016 housing placement target; housing placement targets and district proportions based on FFY14 annual HMIS data.

Updated August 2015

## Homelessness Exists in Every Community Across our State

Homelessness is an unacceptable and expensive problem: it takes too great a toll on human lives and on our public systems (emergency services, schools, hospitals).

1,524

People experienced homelessness in Congressional District 2

12,918

People experienced homelessness across Connecticut in 2014



84 Veterans



173 Families



185 Youth (18-24 yrs)



279 Children (<18 yrs)



110 Chronically homeless adults\*

Homelessness Management Information System, FFY14 Annual Data  
\*Number of Chronic Adults is an estimate of the District's Zero: 2016 housing placement target; housing placement targets and district proportions based on FFY14 annual HMIS data.

## Housing Works: Invest in Solutions



Permanent Supportive Housing (housing+services) cuts system costs by **40%**  
**95%** of rapidly re-housed families do not return to shelter within 3 years

## Federal Policy Priorities

- End Chronic Homelessness by 2016, Family and Youth Homelessness by 2022**  
Provide \$2.480 billion in FY 2016 for HUD's McKinney-Vento Homeless Assistance Grants program to maintain Emergency Solution Grant (ESG) activities, Continuum of Care (CoC) program capacity, and provide \$40 million in funding for initiatives to end homelessness among youth. This funding level is necessary to end chronic homelessness by the end of 2016 and would provide substantial resources to end family and youth homelessness by 2022.
- End Veteran Homelessness by 2015**  
Provide \$1.6 billion in FY 2016 for VA's targeted homeless Veteran programs, including \$500 million for Supportive Services for Veteran Families (SSVF) program.
- Address Youth Homelessness**  
Provide \$165 million in funding for the U.S. Dept. of Health and Human Services's Runaway and Homeless Youth Act in FY 2016 to expand the capacity to house youth experiencing homelessness and include important protections for LGBT youth experiencing homelessness.
- Increase Funding for Section 8 Housing Vouchers in FY 2016**  
Provide sufficient funding to address all Section 8 Housing Vouchers in use and provide \$512 million to restore the 67,000 vouchers lost due to sequestration, including vouchers for populations experiencing homelessness.

## Statewide Successes in Ending Homelessness

- **CT Point-in-Time Count shows 10% decline in homelessness since 2013: 4,038 total individuals counted for 2015, the lowest count in CT since the statewide PIT began in 2007.** Unsheltered homelessness down by 32%; the number of chronically homeless in shelters dropped by nearly 30% since 2014.
- **Connecticut is the only state in the Zero: 2016 national campaign on track to end Veteran homelessness by the end of 2015 and chronic homelessness by the end of 2016.** Since January, CT providers have surpassed monthly housing placement goals, housing more than 400 Veterans and 250 individuals experiencing chronic homelessness.
- **Connecticut conducts its first ever statewide homeless youth count and develops an innovative statewide plan to end homelessness for youth.** The CT Youth Count indicates as many as 3,000 youth are experiencing homelessness or housing instability in Connecticut over the course of a year. The Reaching Home Youth Workgroup released the Opening Doors for Youth Plan focused on creating better tools to identify, screen, and provide services and housing support to youth experiencing homelessness.

## Homelessness in Connecticut's Congressional Districts

### District 1

3,904 Individuals

- 287 Families
- 468 Children
- 370 Youth
- 382 Chronic Adults\*
- 258 Veterans

### District 2

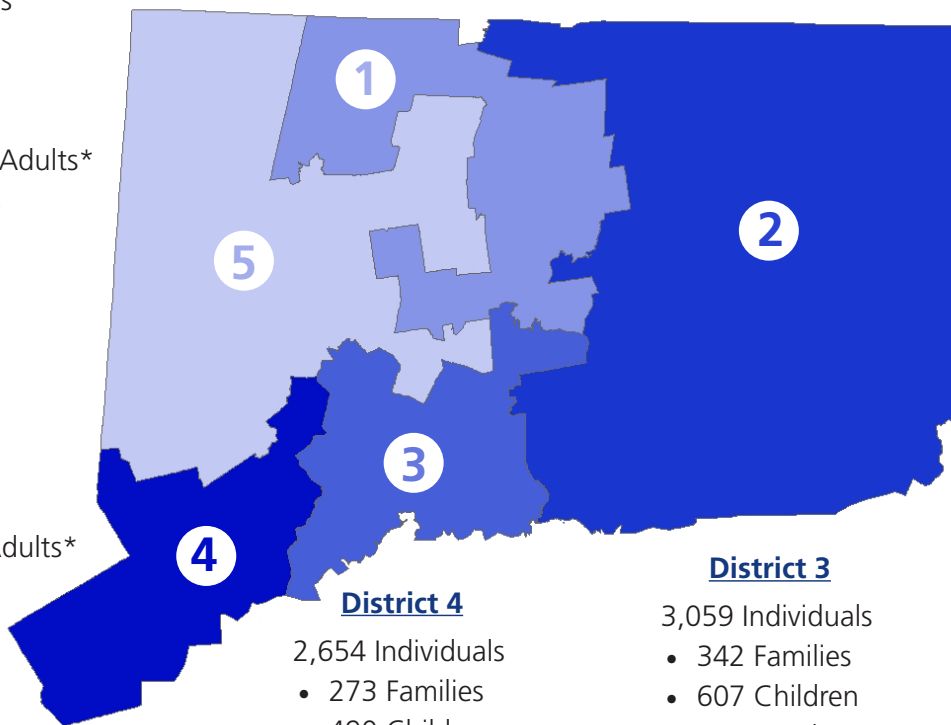
1,524 Individuals

- 173 Families
- 279 Children
- 185 Youth
- 110 Chronic Adults\*
- 84 Veterans

### District 5

1,777 Individuals

- 184 Families
- 291 Children
- 181 Youth
- 148 Chronic Adults\*
- 106 Veterans



### District 4

2,654 Individuals

- 273 Families
- 490 Children
- 215 Youth
- 241 Chronic Adults\*
- 182 Veterans

### District 3

3,059 Individuals

- 342 Families
- 607 Children
- 262 Youth
- 213 Chronic Adults\*
- 246 Veterans

Homelessness Management Information System, FFY14 annual data;

\*Number of Chronic Adults is an estimate of each District's Zero: 2016 housing placement target; housing placement targets and district proportions based on FFY14 annual HMIS data.

Updated August 2015

## Homelessness Exists in Every Community Across our State

Homelessness is an unacceptable and expensive problem: it takes too great a toll on human lives and on our public systems (emergency services, schools, hospitals).

3,059

People experienced homelessness in Congressional District 3

12,918

People experienced homelessness across Connecticut in 2014



246 Veterans



342 Families



262 Youth (18-24 yrs)



607 Children (<18 yrs)



213 Chronically homeless adults\*

Homelessness Management Information System, FFY14 Annual Data  
\*Number of Chronic Adults is an estimate of the District's Zero: 2016 housing placement target; housing placement targets and district proportions based on FFY14 annual HMIS data.

## Housing Works: Invest in Solutions



Permanent Supportive Housing (housing+services) cuts system costs by **40%**  
**95%** of rapidly re-housed families do not return to shelter within 3 years

## Federal Policy Priorities

- End Chronic Homelessness by 2016, Family and Youth Homelessness by 2022**  
Provide \$2.480 billion in FY 2016 for HUD's McKinney-Vento Homeless Assistance Grants program to maintain Emergency Solution Grant (ESG) activities, Continuum of Care (CoC) program capacity, and provide \$40 million in funding for initiatives to end homelessness among youth. This funding level is necessary to end chronic homelessness by the end of 2016 and would provide substantial resources to end family and youth homelessness by 2022.
- End Veteran Homelessness by 2015**  
Provide \$1.6 billion in FY 2016 for VA's targeted homeless Veteran programs, including \$500 million for Supportive Services for Veteran Families (SSVF) program.
- Address Youth Homelessness**  
Provide \$165 million in funding for the U.S. Dept. of Health and Human Services's Runaway and Homeless Youth Act in FY 2016 to expand the capacity to house youth experiencing homelessness and include important protections for LGBT youth experiencing homelessness.
- Increase Funding for Section 8 Housing Vouchers in FY 2016**  
Provide sufficient funding to address all Section 8 Housing Vouchers in use and provide \$512 million to restore the 67,000 vouchers lost due to sequestration, including vouchers for populations experiencing homelessness.

## Statewide Successes in Ending Homelessness

- **CT Point-in-Time Count shows 10% decline in homelessness since 2013: 4,038 total individuals counted for 2015, the lowest count in CT since the statewide PIT began in 2007.** Unsheltered homelessness down by 32%; the number of chronically homeless in shelters dropped by nearly 30% since 2014.
- **Connecticut is the only state in the Zero: 2016 national campaign on track to end Veteran homelessness by the end of 2015 and chronic homelessness by the end of 2016.** Since January, CT providers have surpassed monthly housing placement goals, housing more than 400 Veterans and 250 individuals experiencing chronic homelessness.
- **Connecticut conducts its first ever statewide homeless youth count and develops an innovative statewide plan to end homelessness for youth.** The CT Youth Count indicates as many as 3,000 youth are experiencing homelessness or housing instability in Connecticut over the course of a year. The Reaching Home Youth Workgroup released the Opening Doors for Youth Plan focused on creating better tools to identify, screen, and provide services and housing support to youth experiencing homelessness.

## Homelessness in Connecticut's Congressional Districts

### District 1

3,904 Individuals

- 287 Families
- 468 Children
- 370 Youth
- 382 Chronic Adults\*
- 258 Veterans

### District 2

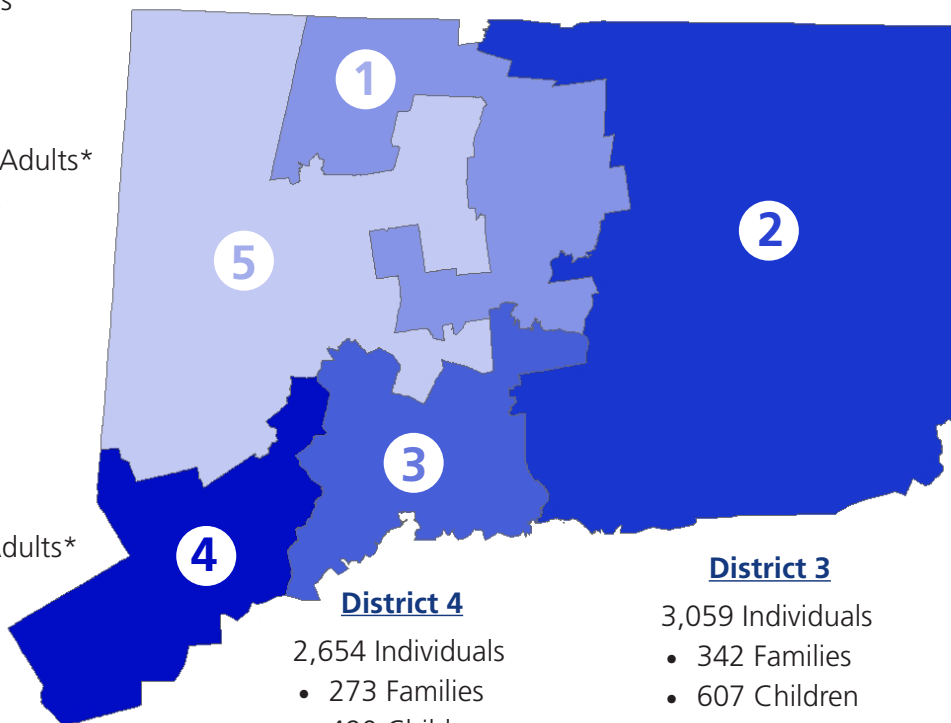
1,524 Individuals

- 173 Families
- 279 Children
- 185 Youth
- 110 Chronic Adults\*
- 84 Veterans

### District 5

1,777 Individuals

- 184 Families
- 291 Children
- 181 Youth
- 148 Chronic Adults\*
- 106 Veterans



### District 4

2,654 Individuals

- 273 Families
- 490 Children
- 215 Youth
- 241 Chronic Adults\*
- 182 Veterans

### District 3

3,059 Individuals

- 342 Families
- 607 Children
- 262 Youth
- 213 Chronic Adults\*
- 246 Veterans

Homelessness Management Information System, FFY14 annual data;

\*Number of Chronic Adults is an estimate of each District's Zero: 2016 housing placement target; housing placement targets and district proportions based on FFY14 annual HMIS data.

Updated August 2015

## Homelessness Exists in Every Community Across our State

Homelessness is an unacceptable and expensive problem: it takes too great a toll on human lives and on our public systems (emergency services, schools, hospitals).

2,654

People experienced homelessness in Congressional District 4

12,918

People experienced homelessness across Connecticut in 2014



182 Veterans



273 Families



215 Youth (18-24 yrs)



490 Children (<18 yrs)



241 Chronically homeless adults\*

Homelessness Management Information System, FFY14 Annual Data  
\*Number of Chronic Adults is an estimate of the District's Zero: 2016 housing placement target; housing placement targets and district proportions based on FFY14 annual HMIS data.

## Housing Works: Invest in Solutions



Permanent Supportive Housing (housing+services) cuts system costs by **40%**  
**95%** of rapidly re-housed families do not return to shelter within 3 years

## Federal Policy Priorities

- End Chronic Homelessness by 2016, Family and Youth Homelessness by 2022**  
Provide \$2.480 billion in FY 2016 for HUD's McKinney-Vento Homeless Assistance Grants program to maintain Emergency Solution Grant (ESG) activities, Continuum of Care (CoC) program capacity, and provide \$40 million in funding for initiatives to end homelessness among youth. This funding level is necessary to end chronic homelessness by the end of 2016 and would provide substantial resources to end family and youth homelessness by 2022.
- End Veteran Homelessness by 2015**  
Provide \$1.6 billion in FY 2016 for VA's targeted homeless Veteran programs, including \$500 million for Supportive Services for Veteran Families (SSVF) program.
- Address Youth Homelessness**  
Provide \$165 million in funding for the U.S. Dept. of Health and Human Services's Runaway and Homeless Youth Act in FY 2016 to expand the capacity to house youth experiencing homelessness and include important protections for LGBT youth experiencing homelessness.
- Increase Funding for Section 8 Housing Vouchers in FY 2016**  
Provide sufficient funding to address all Section 8 Housing Vouchers in use and provide \$512 million to restore the 67,000 vouchers lost due to sequestration, including vouchers for populations experiencing homelessness.

## Statewide Successes in Ending Homelessness

- **CT Point-in-Time Count shows 10% decline in homelessness since 2013: 4,038 total individuals counted for 2015, the lowest count in CT since the statewide PIT began in 2007.** Unsheltered homelessness down by 32%; the number of chronically homeless in shelters dropped by nearly 30% since 2014.
- **Connecticut is the only state in the Zero: 2016 national campaign on track to end Veteran homelessness by the end of 2015 and chronic homelessness by the end of 2016.** Since January, CT providers have surpassed monthly housing placement goals, housing more than 400 Veterans and 250 individuals experiencing chronic homelessness.
- **Connecticut conducts its first ever statewide homeless youth count and develops an innovative statewide plan to end homelessness for youth.** The CT Youth Count indicates as many as 3,000 youth are experiencing homelessness or housing instability in Connecticut over the course of a year. The Reaching Home Youth Workgroup released the Opening Doors for Youth Plan focused on creating better tools to identify, screen, and provide services and housing support to youth experiencing homelessness.

## Homelessness in Connecticut's Congressional Districts

### District 1

3,904 Individuals

- 287 Families
- 468 Children
- 370 Youth
- 382 Chronic Adults\*
- 258 Veterans

### District 2

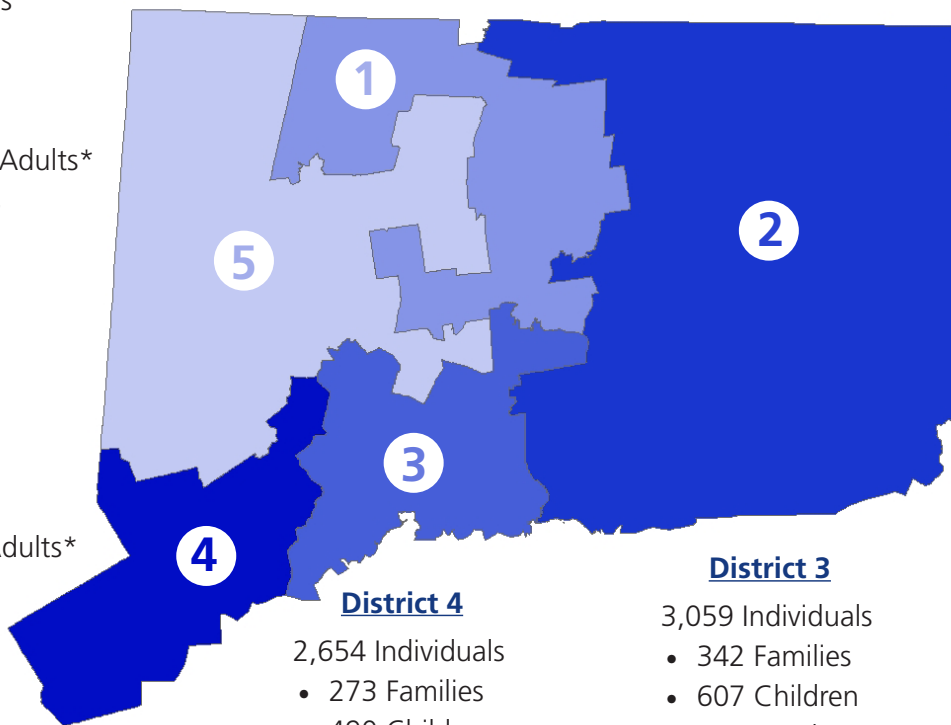
1,524 Individuals

- 173 Families
- 279 Children
- 185 Youth
- 110 Chronic Adults\*
- 84 Veterans

### District 5

1,777 Individuals

- 184 Families
- 291 Children
- 181 Youth
- 148 Chronic Adults\*
- 106 Veterans



### District 4

2,654 Individuals

- 273 Families
- 490 Children
- 215 Youth
- 241 Chronic Adults\*
- 182 Veterans

### District 3

3,059 Individuals

- 342 Families
- 607 Children
- 262 Youth
- 213 Chronic Adults\*
- 246 Veterans

Homelessness Management Information System, FFY14 annual data;

\*Number of Chronic Adults is an estimate of each District's Zero: 2016 housing placement target; housing placement targets and district proportions based on FFY14 annual HMIS data.

Updated August 2015



## Homelessness Exists in Every Community Across our State

Homelessness is an unacceptable and expensive problem: it takes too great a toll on human lives and on our public systems (emergency services, schools, hospitals).

1,777

People experienced homelessness in Congressional District 5

12,918

People experienced homelessness across Connecticut in 2014



106 Veterans



184 Families



181 Youth (18-24 yrs)



291 Children (<18 yrs)



148 Chronically homeless adults\*

Homelessness Management Information System, FFY14 Annual Data  
\*Number of Chronic Adults is an estimate of the District's Zero: 2016 housing placement target; housing placement targets and district proportions based on FFY14 annual HMIS data.

## Housing Works: Invest in Solutions



Permanent Supportive Housing (housing+services) cuts system costs by **40%**  
**95%** of rapidly re-housed families do not return to shelter within 3 years

## Federal Policy Priorities

- End Chronic Homelessness by 2016, Family and Youth Homelessness by 2022**  
Provide \$2.480 billion in FY 2016 for HUD's McKinney-Vento Homeless Assistance Grants program to maintain Emergency Solution Grant (ESG) activities, Continuum of Care (CoC) program capacity, and provide \$40 million in funding for initiatives to end homelessness among youth. This funding level is necessary to end chronic homelessness by the end of 2016 and would provide substantial resources to end family and youth homelessness by 2022.
- End Veteran Homelessness by 2015**  
Provide \$1.6 billion in FY 2016 for VA's targeted homeless Veteran programs, including \$500 million for Supportive Services for Veteran Families (SSVF) program.
- Address Youth Homelessness**  
Provide \$165 million in funding for the U.S. Dept. of Health and Human Services's Runaway and Homeless Youth Act in FY 2016 to expand the capacity to house youth experiencing homelessness and include important protections for LGBT youth experiencing homelessness.
- Increase Funding for Section 8 Housing Vouchers in FY 2016**  
Provide sufficient funding to address all Section 8 Housing Vouchers in use and provide \$512 million to restore the 67,000 vouchers lost due to sequestration, including vouchers for populations experiencing homelessness.

## Statewide Successes in Ending Homelessness

- **CT Point-in-Time Count shows 10% decline in homelessness since 2013: 4,038 total individuals counted for 2015, the lowest count in CT since the statewide PIT began in 2007.** Unsheltered homelessness down by 32%; the number of chronically homeless in shelters dropped by nearly 30% since 2014.
- **Connecticut is the only state in the Zero: 2016 national campaign on track to end Veteran homelessness by the end of 2015 and chronic homelessness by the end of 2016.** Since January, CT providers have surpassed monthly housing placement goals, housing more than 400 Veterans and 250 individuals experiencing chronic homelessness.
- **Connecticut conducts its first ever statewide homeless youth count and develops an innovative statewide plan to end homelessness for youth.** The CT Youth Count indicates as many as 3,000 youth are experiencing homelessness or housing instability in Connecticut over the course of a year. The Reaching Home Youth Workgroup released the Opening Doors for Youth Plan focused on creating better tools to identify, screen, and provide services and housing support to youth experiencing homelessness.

## Homelessness in Connecticut's Congressional Districts

### District 1

3,904 Individuals

- 287 Families
- 468 Children
- 370 Youth
- 382 Chronic Adults\*
- 258 Veterans

### District 2

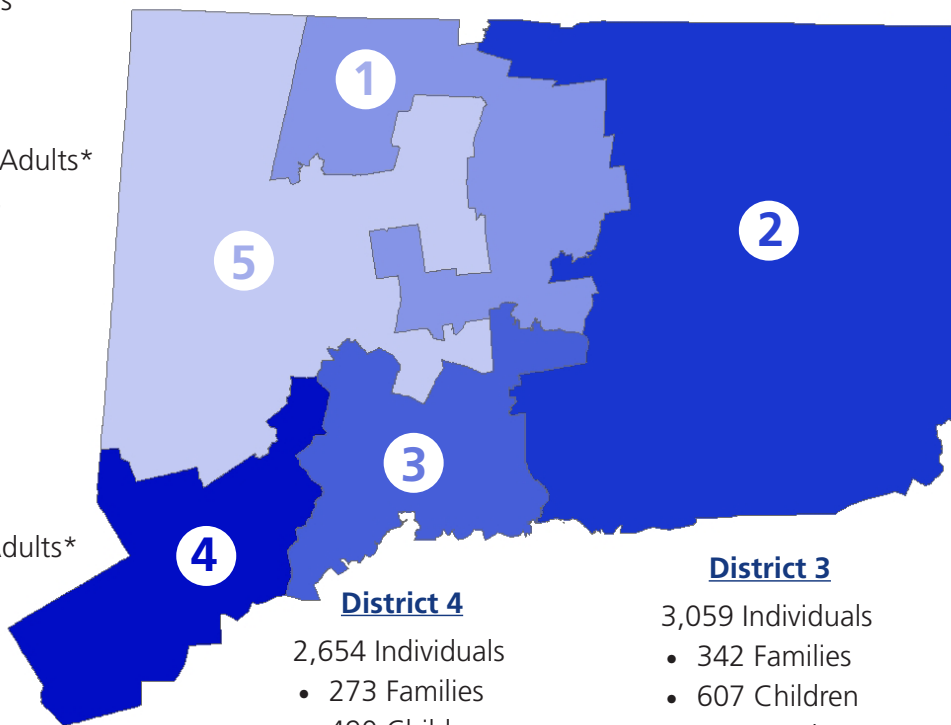
1,524 Individuals

- 173 Families
- 279 Children
- 185 Youth
- 110 Chronic Adults\*
- 84 Veterans

### District 5

1,777 Individuals

- 184 Families
- 291 Children
- 181 Youth
- 148 Chronic Adults\*
- 106 Veterans



### District 4

2,654 Individuals

- 273 Families
- 490 Children
- 215 Youth
- 241 Chronic Adults\*
- 182 Veterans

### District 3

3,059 Individuals

- 342 Families
- 607 Children
- 262 Youth
- 213 Chronic Adults\*
- 246 Veterans

Homelessness Management Information System, FFY14 annual data;

\*Number of Chronic Adults is an estimate of each District's Zero: 2016 housing placement target; housing placement targets and district proportions based on FFY14 annual HMIS data.

Updated August 2015